

---

---

**CARRAIGIN POWER LTD**

---

---

**CARRIGEEN RENEWABLE ENERGY  
DEVELOPMENT, COUNTY ROSCOMMON**

**CONSTRUCTION ENVIRONMENTAL  
MANAGEMENT PLAN  
(CEMP)**

**MANAGEMENT PLAN 1  
EMERGENCY RESPONSE PLAN**

**March 2026**

**Carraigin Power Ltd**  
c/o Enerco Energy Ltd  
Lissarda Business Park,  
Lissarda,  
Cork,  
Ireland



**Jennings O'Donovan & Partners Limited,**  
Consulting Engineers,  
Finisklin Business Park,  
Sligo.  
Tel.: 071 9161416  
Fax: 071 9161080  
email: [info@jodireland.com](mailto:info@jodireland.com)



**JENNINGS O'DONOVAN & PARTNERS LIMITED**  
 Project, Civil and Structural Consulting Engineers,  
 FINISKLIN BUSINESS PARK,  
 SLIGO,  
 IRELAND.

Telephone (071) 9161416  
 Fax (071) 9161080  
 Email [info@jodireland.com](mailto:info@jodireland.com)  
 Web Site [www.jodireland.com](http://www.jodireland.com)





## **DOCUMENT APPROVAL**

<b>PROJECT</b>	Carrigeen Renewable Energy Development	
<b>CLIENT / JOB NO</b>	Carraigin Power Ltd	6575
<b>DOCUMENT TITLE</b>	Construction Environmental Management Plan (CEMP) Emergency Response Plan (EMP)	

### Prepared by

### Reviewed/Approved by

Document Final	Name Kathlyn Feeney	Name Ciara Gilligan
Date March 2026	Signature 	Signature 

This document, and information or advice which it contains, is provided by JENNINGS O'DONOVAN & PARTNERS LIMITED solely for internal use and reliance by i Client in performance of JENNINGS O'DONOVAN & PARTNERS LIMITED's duties and liabilities under i contract with the Client. Any advice, opinions, or recommendations within this document should be read and relied upon only in the context of the document as a whole. The advice and opinions in this document are based upon the information made available to JENNINGS O'DONOVAN & PARTNERS LIMITED at the date of this document and on current standards, codes, technology and construction practices as at the date of this document. Following final delivery of this document to the Client, JENNINGS O'DONOVAN & PARTNERS LIMITED will have no further obligations or duty to advise the Client on any matters, including development affecting the information or advice provided in this document. This document has been prepared by JENNINGS O'DONOVAN & PARTNERS LIMITED in their professional capacity as Consulting Engineers. The content of the document does not, in any way, purport to include any manner of legal advice or opinion. This document is prepared in accordance with the terms and conditions of JENNINGS O'DONOVAN & PARTNERS LIMITED contract with the Client. Regard should be had to those terms and conditions when considering and/or placing any reliance on this document. Should the Client wish to release this document to a Third Party for that party's reliance, JENNINGS O'DONOVAN & PARTNERS LIMITED may, at i discretion, agree to such release provided that:

- (a) JENNINGS O'DONOVAN & PARTNERS LIMITED written agreement is obtained prior to such release, and
- (b) By release of the document to the Third Party, that Third Party does not acquire any right, contractual or otherwise, whatsoever against JENNINGS O'DONOVAN & PARTNERS LIMITED and JENNINGS O'DONOVAN & PARTNERS LIMITED, accordingly, assume no duties, liabilities or obligations to that Third Party, and
- (c) JENNINGS O'DONOVAN & PARTNERS LIMITED accept no responsibility for any loss or damage incurred by the Client or for any conflict of JENNINGS O'DONOVAN & PARTNERS LIMITED's interest arising out of the Client's release of this document to the Third Party.

**Directors**  
 Nigel Board, Abigail Draper,  
 David Kiely, Seamus Lee,  
 David O'Hagan, Alan Ryder

**Chief Finance Officer**  
 Rose Davis  
**Technical Directors**  
 Joe Healy, Sean Molloy  
**Regional Director**  
 Audrey Phelan

**Senior Associates**  
 Seán Gilmartin, John McElvaney, Tomás McGloin  
**Associates**  
 Breana Coyle, Dermot Guilfoyle, Lindsey McCormack,  
 Sarah Moore, Cáit O'Reilly



## CONTENTS

<b>1. INTRODUCTION</b>	<b>1</b>
1.1 Why have an Emergency Response Plan?	1
1.2 Outline of this Environmental (Incident & Emergency) Response Plan	1
1.3 What is an Environmental Incident?	1
1.4 Reference Documents	2
<b>2. GENERAL REQUIREMENTS OF AN ERP</b>	<b>2</b>
<b>3. INCIDENT &amp; HAZARD REPORTING</b>	<b>3</b>
<b>4. WASTE DISPOSAL AFTER ENVIRONMENTAL INCIDENCES</b>	<b>3</b>
<b>5. SITE INDUCTION AND TOOLBOX TALKS</b>	<b>3</b>
<b>6. PROCEDURE AND COMMUNICATION PLAN IN EVENT OF AN INCIDENT</b>	<b>4</b>
6.1 Procedures to be followed in the event of an incident:	4
6.2 Communication Plan	6
6.3 Environmental Response Plan for Carrigeen Renewable Energy Development	7
<b>6.4 External Contacts</b>	<b>8</b>
Castlerea Health Centre,	8
Knockroe, Castlerea, Roscommon, F45 NX00	8
<b>6.5 Internal Contacts</b>	<b>8</b>
<b>6.6 Chemical Product &amp; Waste Inventory</b>	<b>9</b>
<b>6.7 Pollution Prevention Equipment Inventory (On/Off-Site Resources)</b>	<b>10</b>
<b>6.8 List of Staff Trained in the Use of Spill Kits and Booms</b>	<b>11</b>
6.9 Site Environmental Incident Report Form	12
6.10 Site Environmental Audit Form	14

## **1 INTRODUCTION**

### **1.1 Why have an Emergency Response Plan?**

Many construction and industrial sites intrinsically have the potential to cause significant environmental harm which could threaten water supplies, public health and wildlife in the event of an environmental incident. The aim of this plan is to see that in the event of an emergency, quick action will limit any impacts on humans and the local environment.

This response plan forms part of the conditions of work for staff, and for every contractor or sub-contractor at the Site.

### **1.2 Outline of this Environmental (Incident & Emergency) Response Plan**

The information contained in this plan forms the Emergency Response Plan (ERP), part of the outline Construction Environmental Management Plan (CEMP) for Carrigeen Renewable Energy Development.

It contains details of:

- Who should be contacted in an emergency?
- Procedures to be followed in an emergency
- Staff responsibilities in an emergency

### **1.3 What is an Environmental Incident?**

This plan should be instigated once there has been an emergency or environmental incident on site or elsewhere, linked to the construction of Carrigeen Renewable Energy Development. Such an incident is a discharge to air, land or water that could cause environmental damage. Causes of environmental incidents on this Site include:

- Leaking plant or equipment
- Containment Failure
- Fire
- Vandalism
- Overfilling of containment vessels
- Flooding on site
- Leaking Portaloo
- Discharge of raw or partially treated effluent

- Wind-blown waste, litter or dust
- Fuel drips or spills during refuelling
- Leak from fuel or chemical containers
- Contaminated water or sediment/silt entering a water course or drain
- Failure of pumps and pipelines

Any of these incidents could affect drainage systems, surface waters, aquatic ecosystems, groundwater and soil. These incidents could also affect air quality by producing toxic fumes and airborne pollutants which may damage human health, wild and domestic animals and ecosystems. The emergency procedures to be followed for each of the incidents listed above are detailed in **Section 6.1**.

#### **1.4 Reference Documents**

Current legislation including the Safety, Health and Welfare at Work Act 2005 and the Safety Health and Welfare at Work (Construction) Regulations 2013, has been taken into account into the production of this Plan and will be accounted for in the further development of the Contractor's Construction Management Plan.

This plan has been developed alongside other Management Plans that form part of the Construction Environmental Management Plan (CEMP) including a:

- Water Quality Management Plan
- Surface Water Management Plan
- Spoil Management Plan
- Waste Management Plan
- Decommissioning Plan

## **2 GENERAL REQUIREMENTS OF AN ERP**

As mentioned, environmental incidents may include flooding, spillages (oil and chemicals), contaminated run-off, riverbed disturbance, damage to underground services, damage to habitats, poor waste disposal and storage.

This Emergency Response Plan:

- Identifies key staff and 24-hour contact details to be contacted in the event of an emergency (**Section 6.5**)

- Identifies key external bodies and emergency response numbers who should be contacted in the event of an emergency (**Section 6.4**)
- Details an Inventory of Chemical Products and Waste Inventory on Site (**Section 6.6**)\*
- Details an Inventory of Pollution Prevention Equipment (**Section 6.7**)
- Provides details of staff trained in the use of spill kits and booms etc. (**Section 6.8**)
- Provides details of reporting requirements (**Sections 6.3 to 6.9**)
- Provides detailed procedures to be followed in the event of an emergency (**Sections 6.1 and 6.2**)
- Provides a Communication Plan for operatives outlining key actions in the event of an emergency (**Section 6.2**). This will be available to all operatives on site.

*\*Because of the nature of wind farm construction operations and the nature of works on site, the potential pollutants will vary.*

### **3 INCIDENT & HAZARD REPORTING**

A blank Environmental Incident Report Form for reporting environmental incidents or hazards for the site is attached in **Section 6.9**. A blank Site Environmental Audit Form is attached in **Section 6.10** to record audit results. The details recorded in these forms will be regularly reviewed and will form part of the response plan procedural review.

### **4 WASTE DISPOSAL AFTER ENVIRONMENTAL INCIDENTS**

If spill kits etc. are used in the event of a pollution incident, operatives need to carefully dispose of used equipment by carefully placing them in a sealed bag or container. They should then be removed from Wind Farm Site by a licensed waste contractor as per the **Waste Management Plan (MP5)**. Contaminated soil also needs to be disposed of as hazardous waste by a permit holder. This is also further detailed in the **Waste Management Plan (MP5)** of this CEMP.

### **5 SITE INDUCTION AND TOOLBOX TALKS**

It is imperative that all contractors, sub-contractors and staff on site are fully familiar with this emergency response plan, and it will be detailed regularly in Toolbox Talks. During these talks, they will also receive regular reminders of the importance of the

local environment and of the necessary environmental controls that are in place on site.

## **6 PROCEDURE AND COMMUNICATION PLAN IN EVENT OF AN INCIDENT**

### **6.1 Procedures to be followed in the event of an incident:**

The following procedures are intended as a guide in dealing with incidents. Health & Safety guidance should be followed at all times applying common sense and ensuring the health & safety of yourself and others:

#### **6.1.1 Spillages/Leaks/Containment Failure**

1. Identify the source of the spillage and cut off source, if possible, e.g. by closing valve, tightening container etc.
2. Work on site will cease and all operatives will assist in placing spill mats on the affected area. Site Manager/ Main Contact must be notified.
3. Identify where spillage may go. If spillage is near a watercourse (drainage/ditch/river) divert spillage away from the watercourse through the use of absorbent materials from the spill kit.
4. Notify all relevant parties in the order listed in **Sections 6.4 and 6.5**. Notification should be made by one member of staff whilst remainder of staff present deal with the spill/incident.
5. Dig up all contaminated ground as soon as possible/immediately. All contaminated materials should be placed in sealed polythene bags/containers and disposed of appropriately by an appropriate licensed waste contractor.
6. Complete required record of incident and response into reporting system

#### **6.1.2 Contamination of Watercourse**

##### **Suspended Solids**

If a watercourse is at risk of contamination from suspended solids from a slope failure the Site Manager/ Main Contact must be notified, and the following actions must be implemented:

- a) Place straw bales wrapped in geotextile or sand/gravel bags with geotextile curtains **immediately** in the watercourse(s) at regular intervals downstream from the incident. These sand/straw bags and bales will be removed and replaced with stone filters once water quality is stabilised.

- b) Stone check dams faced with a layer of geotextile will be constructed at critical points along the watercourse.
- c) Small sumps will be formed intermittently between the check dams to reduce the amount of suspended solids contained in the water.

#### Oil Spill in Watercourse

If spill has reached the watercourse the Site Manager/ Main Contact must be notified, and the following actions must be implemented:

- a) Place flexible absorbent booms across watercourse, ahead of the contamination within a quiet stretch of water.
- b) Place absorbent cushions in the water immediately upstream of these booms as well as downstream of the booms.
- c) Remove and replace saturated absorbent material as required. Please ensure removed cushions are placed in sealed polythene bags/containers and disposed of by the principal waste contractor.

### **6.1.3 Fire**

In the unlikely event of a fire at a turbine or at the substation, all personnel on site will meet at a designated fire point (for example in the Temporary Construction Compounds), and emergency services will be contacted.

Procedures in case of fire will be outlined by all contractors in their induction. Only appropriately trained personnel will be permitted to enter turbines. Firefighting equipment will be stored and maintained in the Temporary Construction Compounds. Firefighting equipment for different types of fires i.e. electrical and oil based will be segregated and clearly marked.

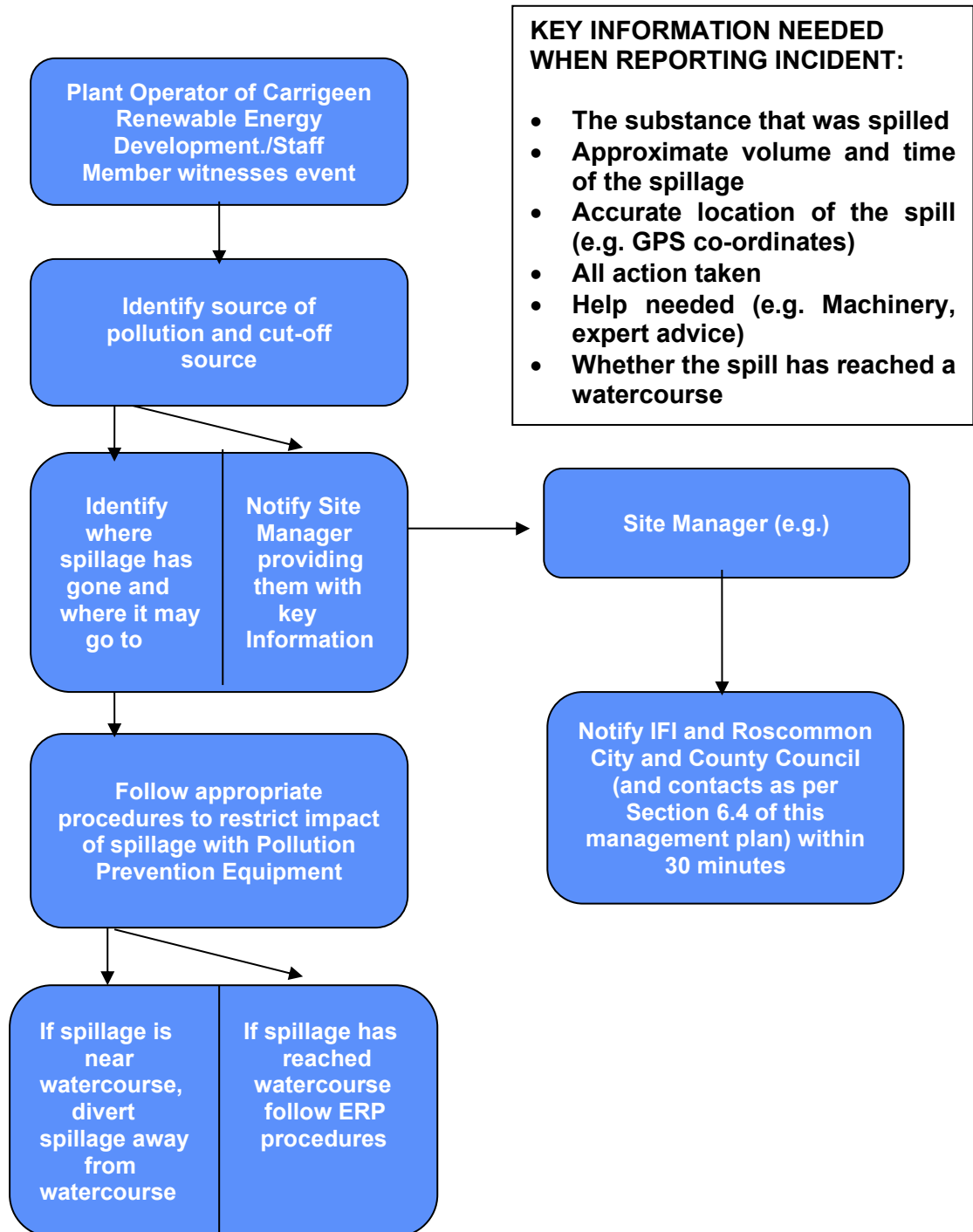
The Contractor's fire plans will be reviewed and updated on a regular basis. A nominated competent person shall carry out checks and routine maintenance work to ensure the reliability and safe operation of firefighting equipment and installed systems such as fire alarms and emergency lighting. A record of the work carried out on such equipment and systems will be kept on the Wind Farm Site at all times.

### **6.1.4 Vandalism**

In the event of a vandalism at the Wind Farm Site, all personnel on the Wind Farm Site will be notified and An Garda Síochána will be contacted.

## 6.2 Communication Plan

A Communication Plan (to be followed in the event of an incident) will be provided by the Contactor, in liaison with relevant stakeholders and will be included in the updated ERP prior to commencement of site development works. An outline Communication Plan is proposed below:



### 6.3 Environmental Response Plan for Carrigeen Renewable Energy Development.

<b>INCIDENT RESPONSE PLAN FOR THE CARRIGEEN RENEWABLE ENERGY DEVELOPMENT. BASED ON TEMPLATE PROVIDED IN GPP 21 – POLLUTION PREVENTION GUIDELINES.</b>	
<p><b>Wind Farm Site Address:</b> Carrigeen Renewable Energy Development., Co. Roscommon</p> <p><b>Official Company Address:</b> Enerco Energy Limited Lissarda Industrial Estate, Lissarda, Cork, Ireland</p> <p><b>KEY HOLDERS FOR SITE – NAME &amp; CONTACT NUMBERS:</b></p> <p><b>Tel:</b> <b>Email:</b></p>	<p><b>Middle of Site</b> ITM: (578384) E, (790022) N</p> <p><b>Site Entrance 1:</b> ITM: (574150) E, (789496) N</p> <p><b>Site Entrance 2:</b> ITM: (575585) E, (790602) N</p> <p><b>Site Entrance 3:</b> ITM: (576818) E, (790119) N</p> <p><b>Site Entrance 4:</b> ITM: (576938) E, (788599) N</p> <p><b>Site Entrance 5:</b> ITM: (580207) E, (789375) N</p> <p><b>Map references:</b> OSI Discovery Sheet (No.)</p>
<p><b>Overview of the activities on site:</b>  <b>Include number of employees at different time of the day:</b></p> <p>Daylight Hours:</p> <p>Dusk to Dawn:</p> <p>Weekend Dusk to Dawn:</p> <p>Bank Holidays:</p>	
<p><b>Date &amp; Version of the plan:</b></p>	<p><b>Name &amp; position of person responsible for compiling/approving the plan:</b></p>
<p><b>Review Date:</b></p>	<p><b>Date of next exercise:</b></p>
<p><b>Objectives of the plan:</b>          To limit any potential harmful impact to the local environment through swift and appropriate actions in the event of an emergency.</p>	
<p><b>List of external organisations consulted in the preparation of this plan with contact details:</b></p>	
<p><b>Distribution list of who has received this plan and which version. Please note that it is recommended that you review and revise this plan regularly:</b></p>	

## 6.4 External Contacts

Contact	Office Hours	Out of Office
<b>Emergency Services</b> (Fire/Police/Ambulance)	999 or 112	999 or 112
<b>Local Garda Station</b> Castlerea District Headquarters Garda Station, Knockroe, Castlerea, Co. Roscommon, Ireland	(094) 962 1630	
<b>Local Hospital</b> <u>Castlerea Health Centre,</u> <u>Knockroe, Castlerea, Roscommon,</u> <u>F45 NX00</u>	094 962 1199  Monday, 9am to 5pm Tuesday, 9am to 5pm Wednesday, 9am to 5pm Thursday, 9am to 5pm Friday, 9am to 5pm Saturday, closed Sunday, closed	1800 700 700
<b>Environment and Climate Action Department,</b> Roscommon City and County Council	090 6488232	
<b>EPA</b>	053 916 0600	1850 365 123
<b>Inland Fisheries Ireland</b>	01 8842600	0818 34 74 24 (24 hours a day)
<b>Roads, Traffic and Cleansing,</b> Roscommon City and County Council (Blocked/Flooded Roads)	090 6637100	
<b>ESB- Electricity Company</b>	1800 372 757	1800 372 999 (24 hours a day)
<b>Telecommunications</b> – Eircom	1800 245 245	

## 6.5 Internal Contacts

Names and position of staff authorised and trainers to activate and co-ordinate the plan. Staff to be contacted if need to move or evacuate the site		
Other Staff:		
Managing Director		
Site Manager		
Environmental Manager		
Health & Safety Manager		



### 6.7 Pollution Prevention Equipment Inventory (On/Off-Site Resources)

Type	Location	Amount	Staff contact

*For example:*

- *Personal protective Equipment (PPE) available that should be worn*
- *absorbents*
- *drain mats/covers*
- *pipe blockers*
- *booms*
- *pumps*
- *sandbags*
- *silt fencing*
- *over drums*
- *bunded areas*

*IF ANY OF THIS EQUIPMENT REQUIRES SPECIALIST TRAINING – STATE WHO HAS BEEN TRAINED IN ITS USE AND DATE OF TRAINING (attach evidence where possible).*

**6.8 List of Staff Trained in the Use of Spill Kits and Booms**

Name	Date of Training

## 6.9 Site Environmental Incident Report Form

Site:		Date:	
Time:		Weather:	
Report By:		Position:	
Carrigeen Renewable Energy Development. personnel present:		Position:	
Contractor Personnel Present:		Position:	

Description of Incident:

Item Spilled:	
Serial Number (If Present):	
Estimate of Volume of Spillage:	

List of actions followed once incident was noted	Time	Corrective Action By:	
		Action	By
Who first observed incident?			
First action			
Next Action			
Time Pollution Hotline was contacted			
Other			

Details of Clean-Up contractor or how contamination was removed from site:	

Details of how this could be avoided in future:	
Details of review of internal procedures as result of this incident:	

DATE REPORT COMPLETED \_\_\_\_\_

## 6.10 Site Environmental Audit Form

Site:		Date:	
Time:		Weather conditions:	
Report by:		Position:	
Carrigeen Renewable Energy Development personnel present:		Position:	
Contractor personnel present:		Position:	

Item	Questions	Yes	No	Corrective Action Required	
				Action	By
<b>1. Miscellaneous</b>					
1.01	Does the contractor carry out regular internal environment audits on the site? Are recommendations recorded and is corrective action monitored?				
1.02	Have any environment incidents occurred and have these been reported as per on site procedure?				
1.03	Does the site induction contain a section on environmental requirements, including spill procedures, and is this communicated effectively?				
<b>2. Land</b>					
2.01	Are areas of hard standing (excluding bunded and refuelling areas) appropriately drained?				
2.02	Have local roads been inspected and cleaned where necessary?				
2.03	Has all test pitting and soil stripping been monitored by an archaeologist?				
2.04	Have all site clearance works been checked by an ecologist prior to works?				

Item	Questions	Yes	No	Corrective Action Required	
				Action	By
<b>3. Material and equipment</b>					
3.01	Is there knowledge of the IFI Guidelines on Protection of Fisheries During Construction Works in and Adjacent to Waters (2016) and OPW Environmental Guidance: Drainage Maintenance & Construction (2019)				
3.02	Are transformers/ generators located in secondary containment bunds?				
3.03	Are all bunds capable of containing 110% of the volume of the largest container?				
3.04	Is refuelling carried out in a designated refuelling bay?				
3.05	Does all site drainage on hard standing drain to an oil interceptor?				
3.06	Is the designated area for oil, fuel and chemical storage appropriately sited (i.e. on hard standing at least 10m from a watercourse)?				
3.07	Are there procedures in place to monitor bund integrity and manage bund rainwater levels?  Are these followed and recorded?				
3.08	Is there awareness that oil or residue from contaminated water removed from bunds should be disposed of as special waste and not discharged to land or the water environment? (oil absorbent materials (pads etc.) should be used first)				
3.09	Are all drums and mobile plant (e.g. generators) placed on drip trays more than 10m from any watercourse?				
3.10	Is all plant maintained in good condition, free of leaks? Are there records of this?				
3.11	Are there adequate spill kits available and stored in close proximity to potential risks?				
3.12	Are all refuelling bowsers double skinned, locked when not in use, and in a good state of repair?				
3.13	Is there evidence of unmanaged/ unrecorded fuel / oil spillages on site?				
3.14	Are dry or wet wheel washing facilities fully operational and effective?				
3.15	If wet wheel washing facilities are required, are these closed systems				

Item	Questions	Yes	No	Corrective Action Required	
				Action	By
	with no discharge to the water environment?				
3.16	Are there laboratory certificates (accredited by the Irish National Accreditation Board) to confirm that imported material stone aggregate brought onto site is free from any contamination?				
<b>4. Noise, Dust and Light</b>					
4.01	Are there facilities to dampen stockpiles and site working areas/roads to suppress dust?				
4.02	Are vehicles carrying loose material sheeted at all times?				
4.03	Are construction works, or deliveries of materials to and from the development, audible at noise sensitive premises?				
4.04	Has all external construction lighting received the approval of the planning authority?				
<b>5. Waste</b>					
5.01	Is the site tidy and free from litter?				
5.02	Is there evidence of waste beyond the site boundary?				
5.03	Is waste segregated and kept securely in containers in clearly designated areas?				
5.04	Does all waste leaving the site have the appropriate duty of care paperwork?				
5.05	Is all waste leaving the site being taken to an appropriately licenced site?				
5.06	Does all special/ hazardous waste (e.g. oil contaminated soils, waste oil) have the appropriate Special Waste Consignment Note?				
5.07	Is material re-used/recycled on site where possible?				
5.08	Are waste management practices in line with the site waste management plan?				
5.09	Are relevant Waste Management Exemptions in place for use of waste on site (e.g. use of waste concrete to create foundation sub-base)?				
5.10	Is there any evidence of burning on site?				

Item	Questions	Yes	No	Corrective Action Required	
				Action	By
5.11	Is there any evidence of unlicensed burial of waste?				
<b>6. Water</b>					
6.01	Do all discharges to land or watercourses have appropriate authorisation from Local Authorities /IFI?				
6.02	Does all watercourse engineering (bank protection, crossing etc.) have the appropriate authorization from Local Authorities / IFI?				
6.03	Do any abstractions from a watercourse or groundwater body have the appropriate authorization from Local Authority / IFI?				
6.04	Has confirmation for the SUDS design for access roads been gained from Local Authority / IFI?				
6.05	Are cut-off ditches installed on the uphill side of the working area to avoid contaminated surface water run-off?				
6.06	Have field drains been diverted where necessary?				
6.07	Is adequate treatment (e.g. settlement tank/lagoons/discharge to land) provided to prevent silt contaminated water entering watercourses and groundwater?				
6.08	Has vegetation removal/ clearance of the site been minimised to avoid unnecessary areas of bare ground?				
6.09	Have buffer-strips been left between working area and watercourses?				
6.10	Is plant operating in the watercourse?				
6.11	Have all culverts been installed at the base of stockpiles situated within close proximity to watercourses?				
6.12	Have silt fences been installed at the base of stockpiles situated within close proximity to watercourses?				
6.13	Are there adequate controls on site construction roads to minimize sediment runoff into watercourses (in particular, are there adequate flow attenuation measures within surface drain)?				
6.14	Is there any sign of decaying straw bales in water courses? (this could lead to organic pollution of the water course)				

Item	Questions	Yes	No	Corrective Action Required	
				Action	By
6.15	Are silt traps regularly maintained?				
6.16	Has ease of maintenance been considered in the design of permanent drainage features?				
6.17	Is there evidence of contamination of any watercourse (e.g. with oil, sediment, concrete, waste) in the vicinity of the works?				
6.18	Is monitoring of potential impacts on watercourses carried out on a regular basis and fully recorded?				
6.19	Are dewatering operations being carried out in such a way to minimise sediment contamination?				
6.20	Is drainage and run off in concrete batching areas adequate?				
6.21	Are adequate pollution prevention measures considered and put in place during concrete pours?				
<b>7. Landscape</b>					
7.01	Have earthworks been designed to promote successful re- instatement of vegetation?				
7.02	Are reinstatement and restoration works being implemented in a timely manner as per the requirements of the Contract?				
<b>8. Ecology</b>					
8.01	Have storage sites (soil, plant etc.) been sited on areas of lower quality habitat where possible?				
8.02	Is the ECoW a member of the institute of Ecology and /or Environmental management as required by planning conditions?				
8.03	Have buffer zones been constructed and maintained around designated protected species exclusion areas (e.g. red squirrel dreys, water vole habitats, otter holts, badger holts etc.)?				
8.04	Have toolbox talks on the subject of ecology and environmental responsibilities on site been delivered?  Have attendance records been maintained for these?				

Item	Questions	Yes	No	Corrective Action Required	
				Action	By
<b>9. Documentation Check</b>					
9.01	Start-up meeting record				
9.02	Full contacts list in Section 4, Table 4.1 of CEMP				
9.03	Induction records				
9.04	Pollution Prevention Measures Register				
9.05	Geotechnical Risk Register				
9.06	Weekly meeting minutes				
9.07	Records of environmental checks and routine monitoring of mitigation measures				
9.10	Water Quality Monitoring Results				
9.11	Safety and Environmental Awareness Reports (SEARs). Filed and entered on database?				
9.12	Safety and Environmental Audit Reports for the site.  (If yes, insert date of last audit _____)				
9.13	Contractor's Environmental Plans (or Construction Method Statements):				